




Older Kids' Easter Activity Book



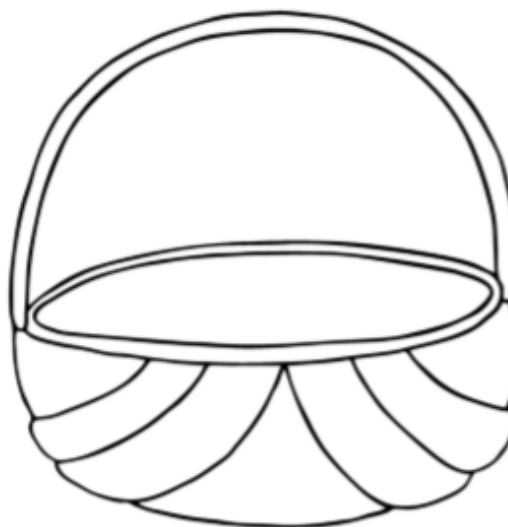

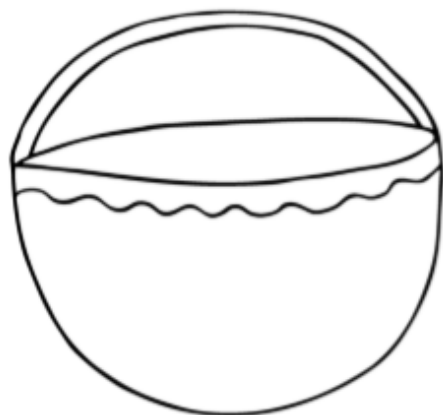

Copy the Easter Basket



Copy the picture using the grid lines as a guide. You might find it easier to copy one square at a time. Count the squares carefully!




Decorate the baskets!





Rectangula

Easter Basket Printable

Print onto card and cut out carefully. Children may need help with the white space in the handles. Crease edges to form the basket, then apply glue to the flaps and assemble.


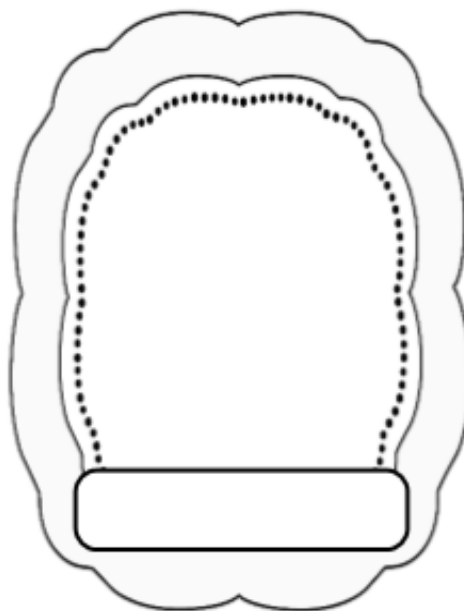




Create your own gallery!





MY EASTER HOLIDAY

Picture Gallery



Help the bunny find the
carrot patch!



Colouring fun!

